

AUTOMATE CONTENT CREATION TO AMPLIFY YOUR SALES USING AI



Sign \$1k-\$5k clients consistently
without ever having to send cold
emails, cold DM's or paying for any ads



By Neetu Gorayan
© Coachopreneur

Welcome!

Hey, Neetu Gorayan here!

First and foremost, welcome to the high ticket content creator journey! I want to commend you for taking the initiative to improve your social media content strategies through this guide!

I'm so happy to see that you are among a select few who have taken advantage of this opportunity and that you're committed to improving your content and start creating content that actually converts!

I, personally have helped coaches and consultants to scale over \$30k MRR in sum total, using AI-Powered Profitable business practices. With same tactics My Cofounder Monica Shah and I had been able to sign \$1k-\$5k clients consistently in the starting phase of our business by using nurturing content strategy without ever having to send cold emails, cold calls or paying for any ads.

Let's dive in and check how to use AI to automate content to grow your business to \$10k-\$25k/month!

💡 Why to use AI?

A.I. has completely changed the game for business owners & everyday content creators.

It is now easier than ever to create a personal brand through content. because AI can now automate 90% of the content creation process.

With AI you can automate:

- Scripting out the content
- Coming up with viral content ideas
- Recording
- Editing your videos
- Improving sound quality
- Posting on all platforms at once

I've made over millions from content nurturing sequence from my community alone and in this document I will share an AI content creation system designed to help you grow an audience while spending only 1 hour per week on content creation

Step 1: Using AI to Come Up With Viral Content Ideas

This is the first step to using AI to create all the content for you. Here you're going to learn 3 AI's that will help you come up with 100's of proven viral ideas

AI Content Ideas

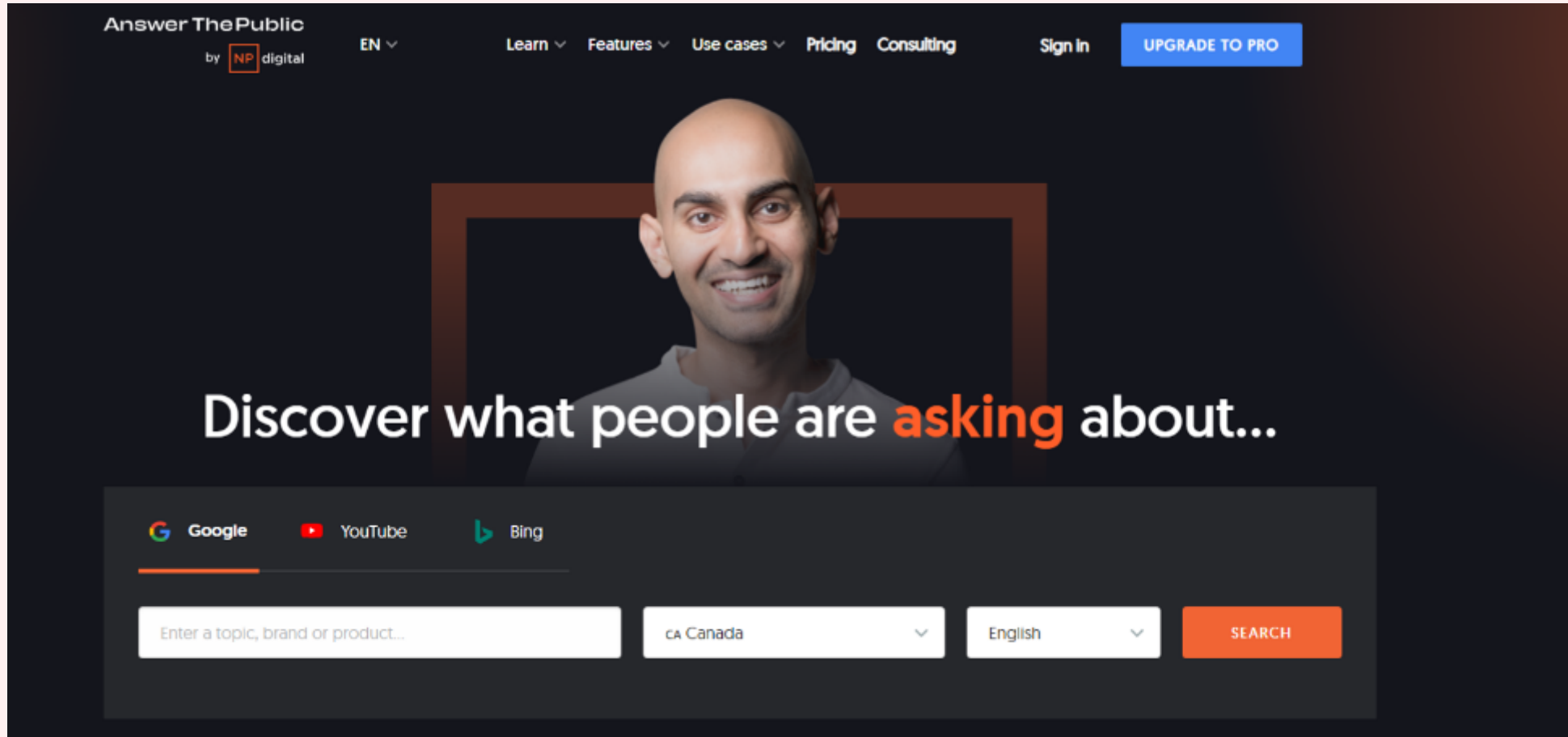
The first step to creating content is coming up with content idea

The idea will determine if someone is interested in your video or not.

To increase the chance someone watches or reads your content, its' best to create content on viral ideas.

On this page you'll learn 3 methods we will use AI to find viral content ideas for us.

#1) [Answerthepublic](#)

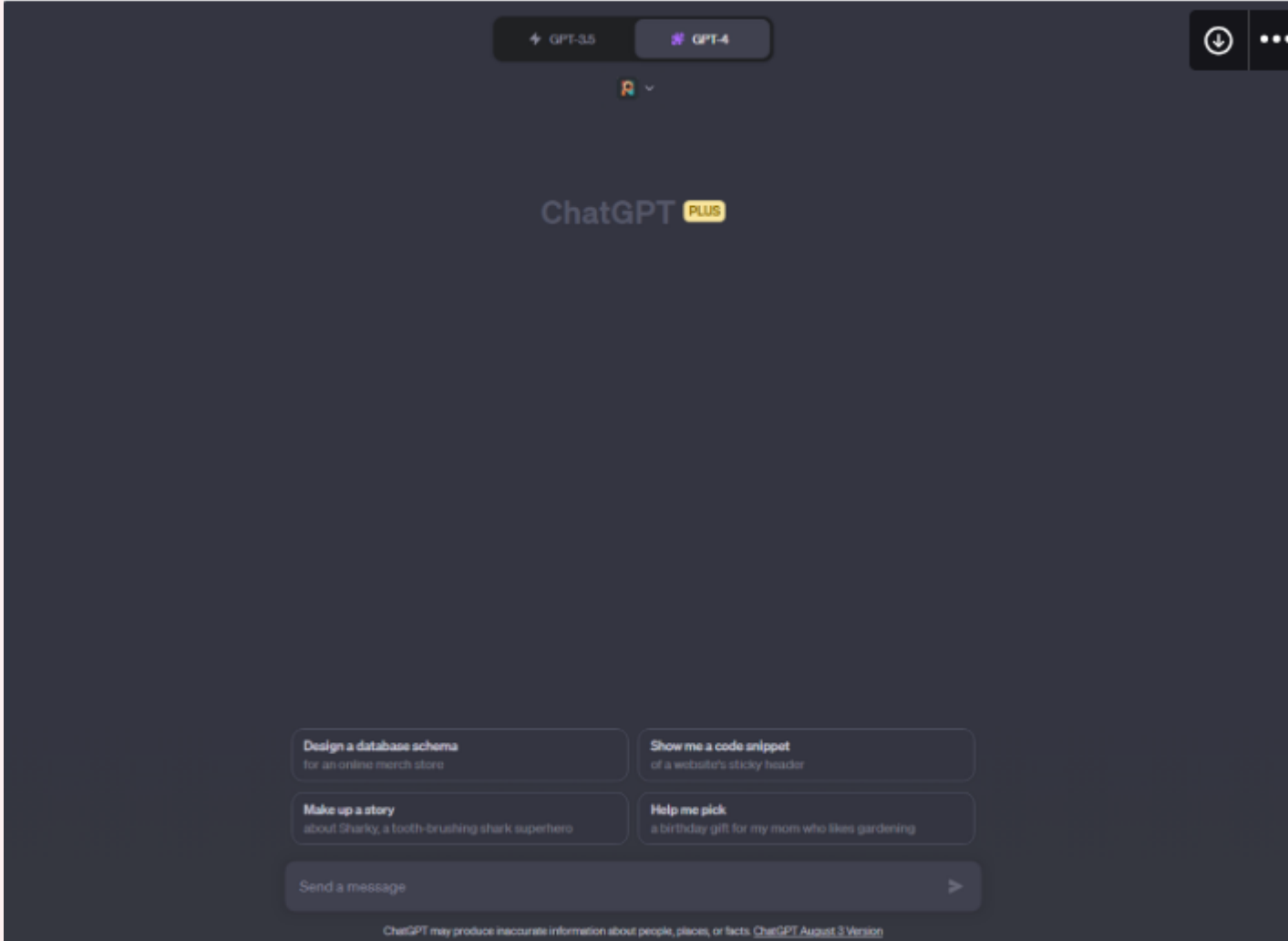


Answerthepublic is a site where you can find the most searched questions relating to a topic.

All you need to do when you go on the site is input a topic related to what you want to talk about, then the most asked questions related to that topic will be produced.

All you need to is find questions you want to answer and boom you have ideas for proven videos that people will watch

#2) [ChatGPT](#)



ChatGPT is the ultimate content idea generator. The problem is that most people use it completely wrong. Most people would put in a prompt like this “Come up with 10 content ideas related to marketing”

That sucks! Instead use the prompt below to help come up with content ideas that are unique and one’s that you’re ideal audience would actually watch

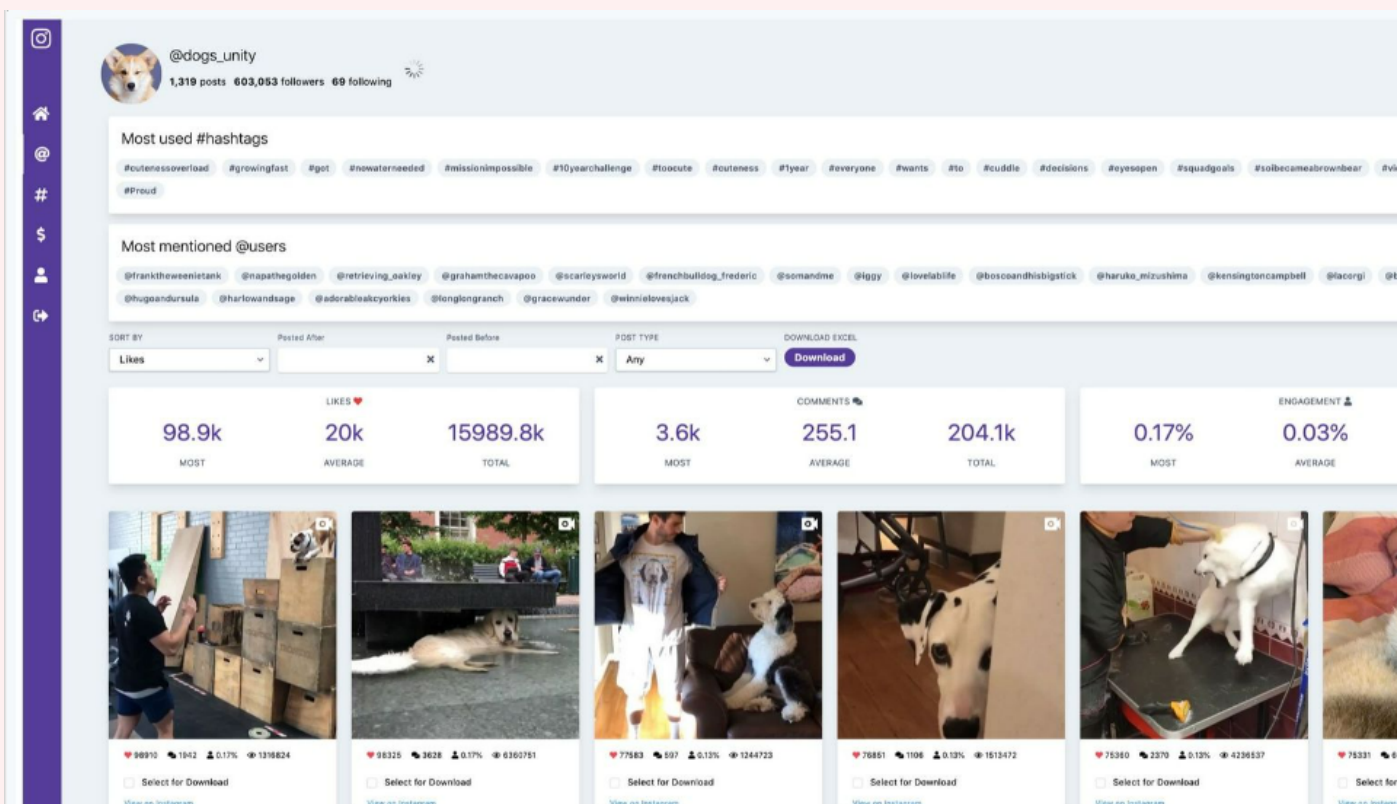
PROMPT:

You are now a “social media content god”. You are the best content creator and social media business AI in the entire world. You can generate hundreds of content ideas off of little information. Your content ideas can be translated into blog posts, TikTok videos, Instagram Reels, YouTube Shorts, and everything in between. You also know how to properly launch, grow, and nurture audiences on social media.

I need you to create a monthly content calendar for your client **[YOUR BRAND]**. In your report make a table that includes the overarching topic, a summary of the content to post, and the caption to post. Include any and all relevant hashtags. Your client currently uses your service for 7 short-form posts a week.

Your client **[YOUR BRAND]** is a **[INSERT ANY RELEVANT INFO HERE, BE DETAILED]**. Recently the content that they have been posting has been around **[INSERT RECENT CONTENT]**. The content should also be created as a lead generation tool. I want some of the ideas to be centred around **[CONTENT YOU WANT IDEAS FOR]** and any other relevant things you can think of.

#3) [ViralFindr](#)



Viralfindr is a tool where you can spy on your competitors' most viral videos. All you need to do is go to Viralfindr, input the username of someone who's videos you like, and then all their videos will be sorted by most liked, and most viewed.

All you need to do is find the ideas you want to repurpose and create a video on them.

Step 2: Scripting Content Using AI

After you have ideas to create content on, you now need to script the content, and in this step I show you how to use AI to script all the content for you

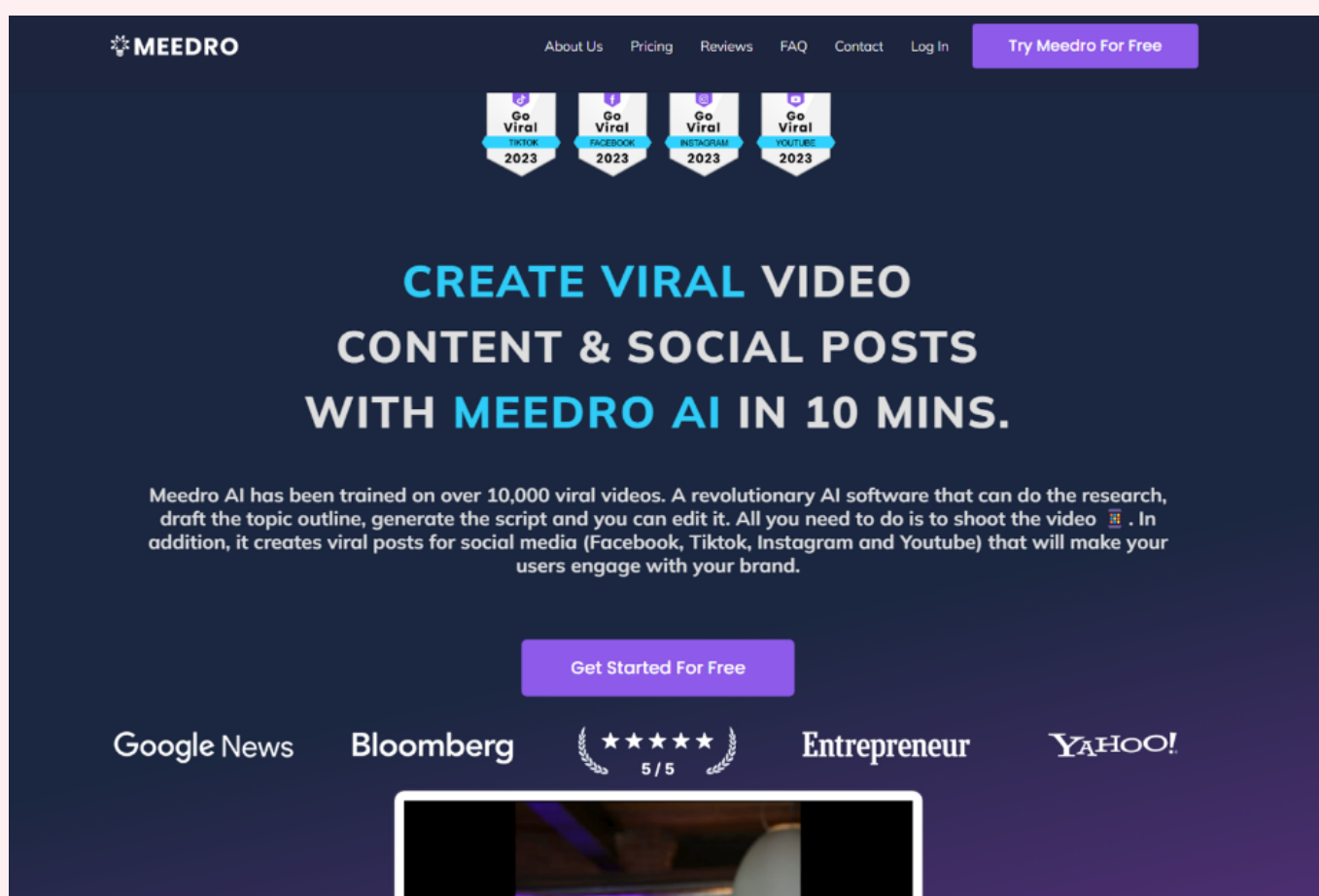
AI Scripting

After you have found ideas to create content about you now need to script out your content.

Scripting content is usually the most time consuming process.

Instead we're just going to use 2 AI's that will script out all the content for us.

#1) [Meedro](#)



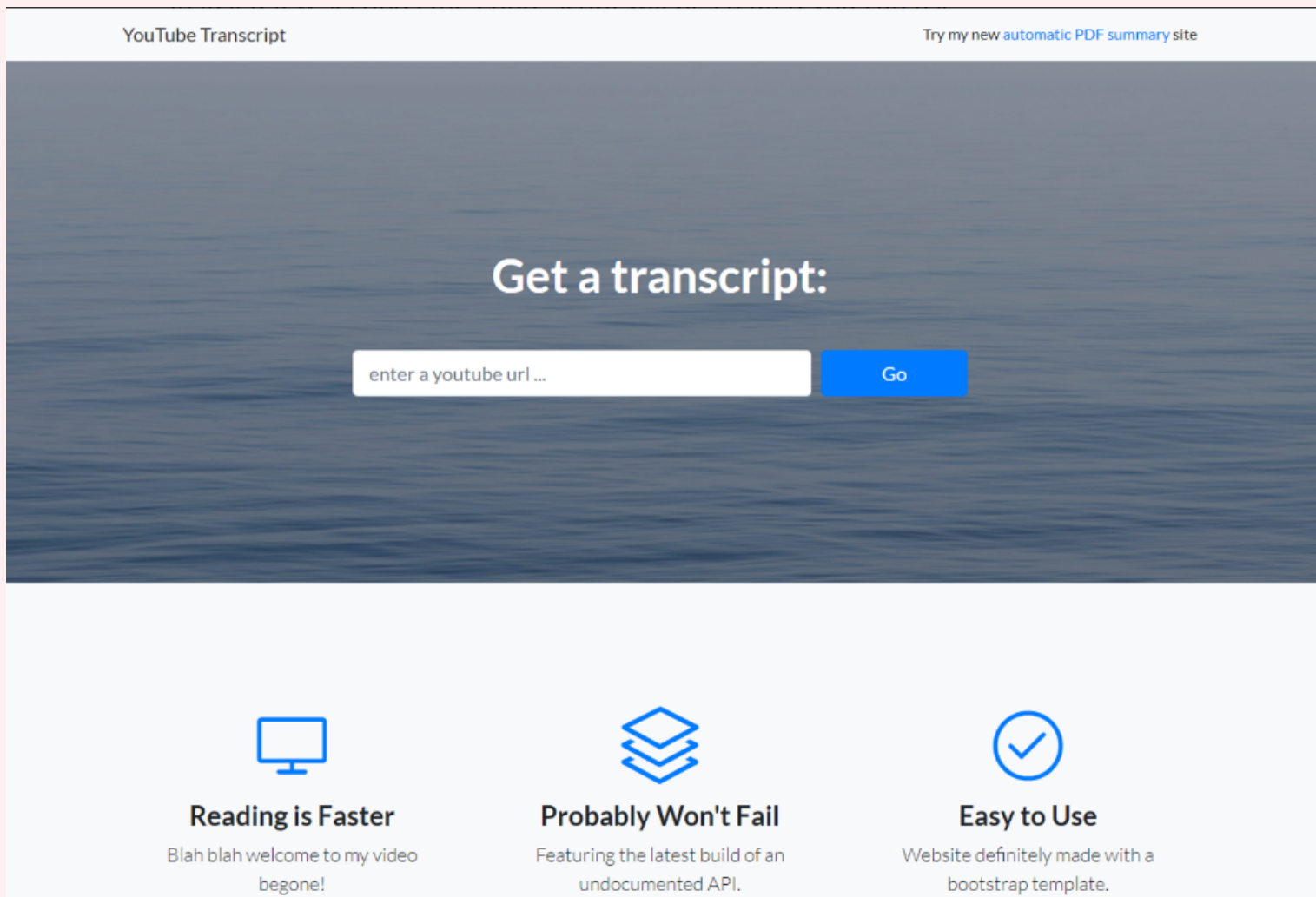
Meedro is a script writing AI that has been trained on over 10,000 viral videos.

It knows the exact framework to create a viral script.

To use Meedro, all you need to do is put in the idea you want to create content about, put in who is your target audience, and how long you want the script to be.

In just a few seconds the entire script will be created you can use.

#2) [YouTube Transcript + Chat GPT](#)



This method is a secret method we use to write short-form scripts given YouTube Videos.

We use YouTube Transcript to get the transcript of the entire YouTube video and then Chat GPT to a script for us using the info in the transcript.

The Step-By-Step instructions are below on how to use this:

YouTube Transcript + Chat GPT Instructions

1. Search on YouTube for a video that gives tips/value on the topic you want to write about
2. Copy the link of the video and put it this website: <https://youtubetranscript.com/>
3. Now go to Chat GPT: <https://chat.openai.com/>
 1. **PROMPT:** You are an expert at writing engaging video scripts for TikTok. First, read the following transcript. Do not do anything else - just say "OK" when you're ready for further instructions. *[Paste the transcript from Youtube Transcript]*
4. Once it's complete put in this prompt to get 10 content ideas from the video
 1. **PROMPT:** Using the transcript above, come up with 10 ideas for 1-minute educational videos
5. To get as video script from the transcript put in this prompt

PROMPT:

Using the **[X]** video idea above, write a script for a educational and informative 1-minute video. Keep in mind that the video script will be read out loud and not shown on the screen.

[VIDEO SCRIPT FORMAT]

Total script should be a maximum of 120 words with extremely conversational tone and casual word choice.

Step 3: Turning Your Sh*tty Audio to Studio Quality

With AI you can turn any audio into studio quality. In this step I'll show you how you can sound like you recorded your video in a \$50,000 studio for free

AI Audio Improvement

Audio is crucial to the performance of your video.

If you have crappy audio, nobody is going to sit through and listen to the whole video.

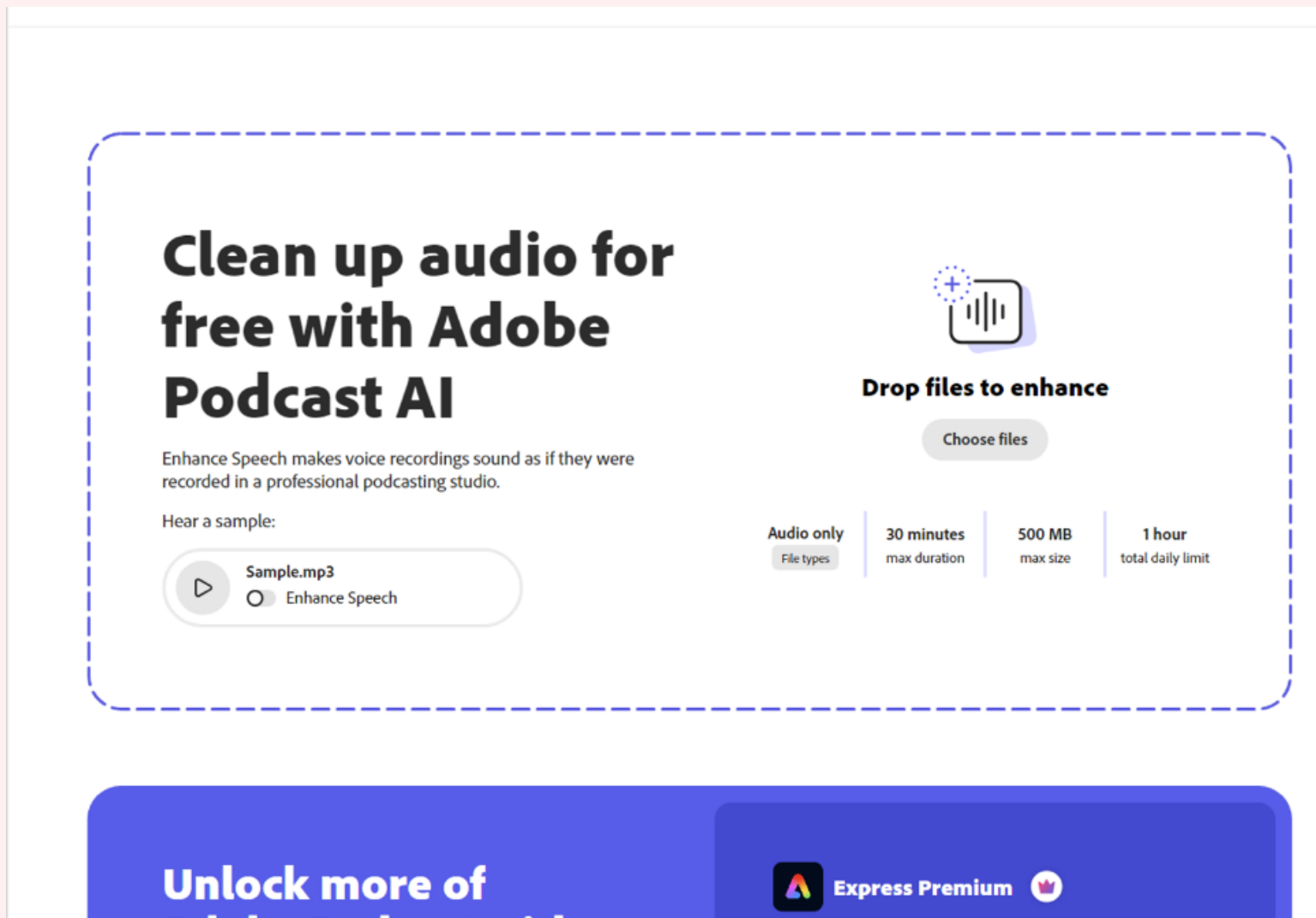
It's the reason it's imperative to have crisp, clean audio.

Most mic's are pretty expensive they can range anywhere from \$50 - \$300.

But you don't need them with the AI's I'm going to show you.

With these AI's you can turn your crappy audio into studio quality.

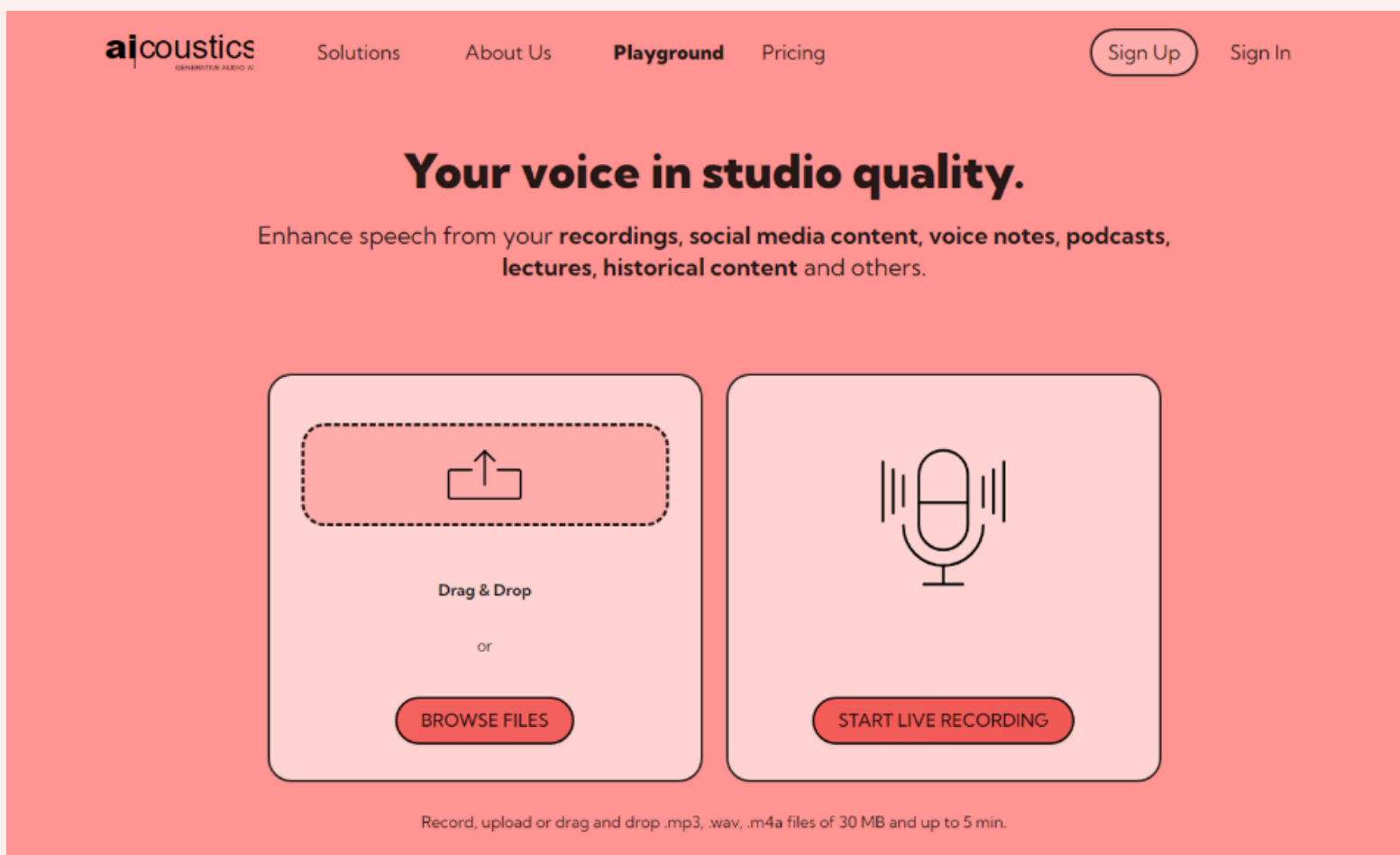
#1) [Adobe Podcast](#)



Adobe podcast is super simple to use.

All you need to do is upload the audio file of your video and it will reduce the background noise, pops, and make it sound more clear, similar as if you were to film in a studio

#2) [AI Coustics](#)



AI Coustics is very similar to Adobe podcast, where all you need to do is upload your audio and it will make it sound 100x better by removing all the unnecessary noises, and improving your own.

Step 4: Automate Editing Your Video With AI

Editing is one of the most important parts of creating a great video. In this step I'll show you how to use AI to edit your videos for you

AI Editing

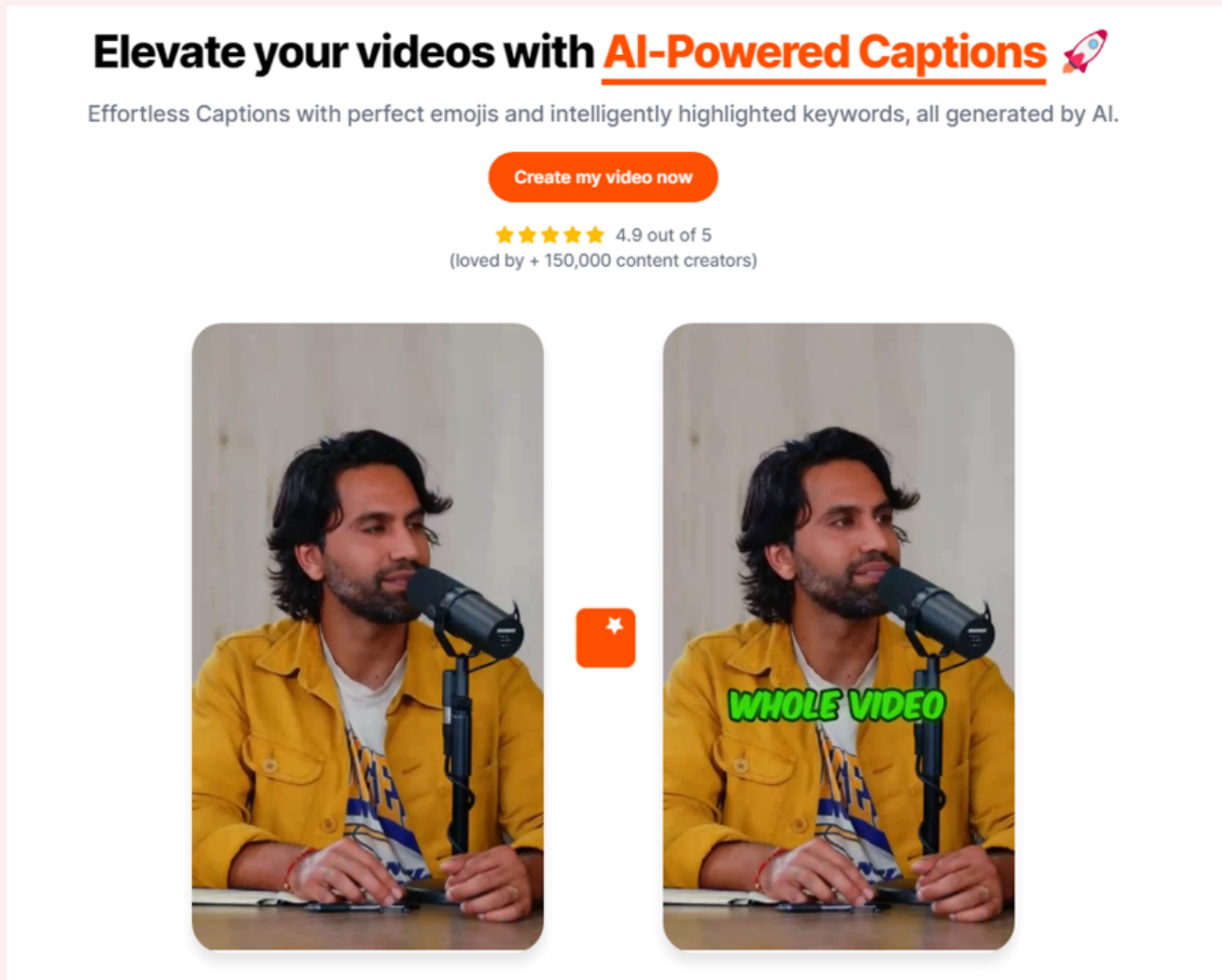
The last part to use AI to automate content creation is the editing.

The editing is what makes or breaks your video.

If could be giving out the cure to cancer in your video, but if it's a video of just you talking and nothing else is happening nobody is going to watch it.

Here are 3 AI's that will you automatically help you edit your videos so they stand out and make people stop scrolling.

#1) [Submagic](#)



Elevate your videos with AI-Powered Captions 🚀

Effortless Captions with perfect emojis and intelligently highlighted keywords, all generated by AI.

[Create my video now](#)

★★★★★ 4.9 out of 5
(loved by + 150,000 content creators)

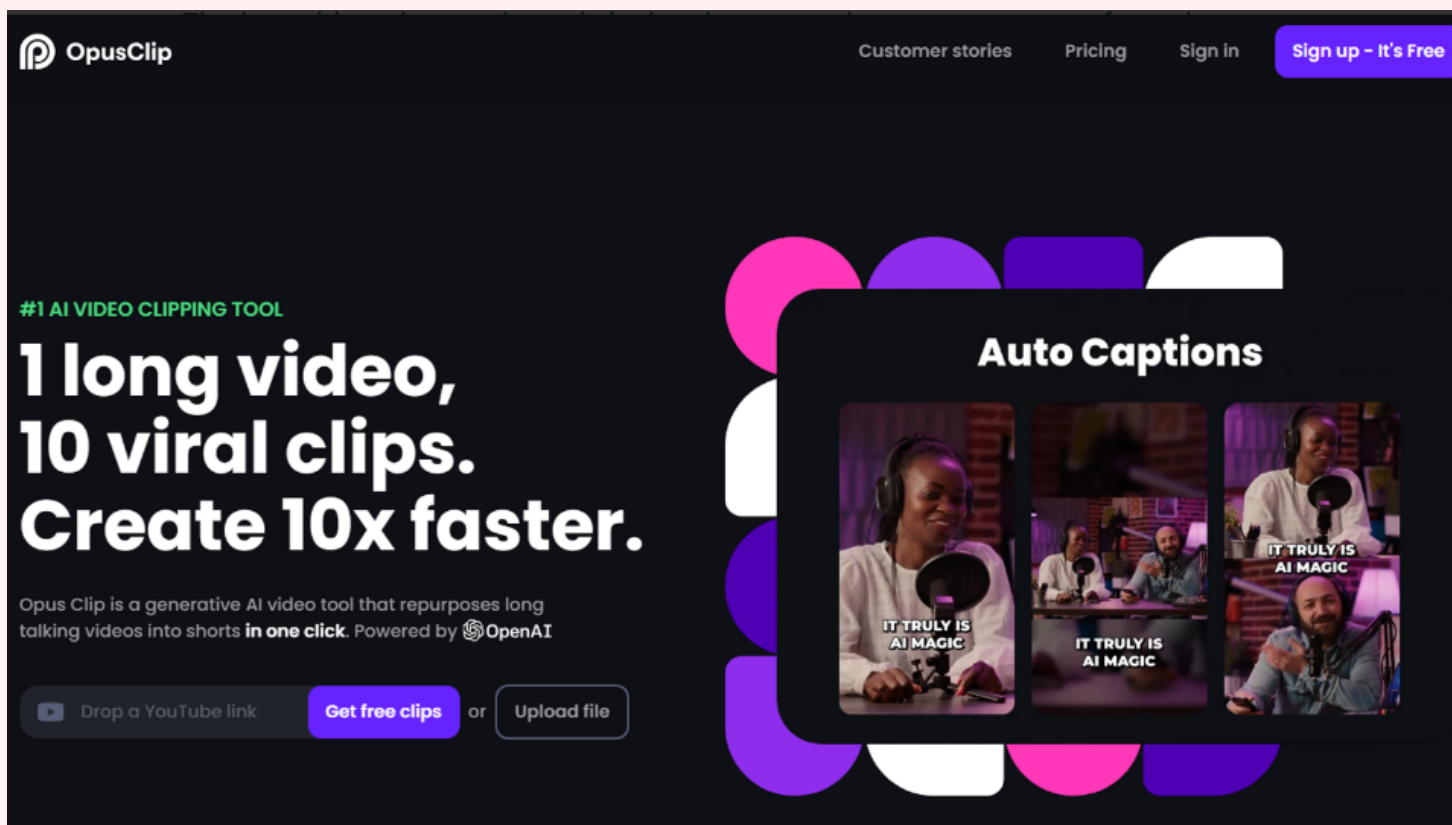
The image shows two side-by-side video frames of a man in a yellow jacket speaking into a microphone. The left frame is the original video, and the right frame shows the same video with green, stylized captions that say "WHOLE VIDEO". A small orange star icon is positioned between the two frames.

Submagic is an incredible editing AI that will automatically add engaging captions onto your video.

The best thing about submagic is they have templates you can copy from the biggest creators like Mr. Beast, Alex Hormozi, and Iman Ghadzi.

Use Submagic to add engaging captions to your video

#2) [Opus Clips](#)



OpusClip

Customer stories Pricing Sign in [Sign up - It's Free](#)

#1 AI VIDEO CLIPPING TOOL

**1 long video,
10 viral clips.
Create 10x faster.**

Opus Clip is a generative AI video tool that repurposes long talking videos into shorts **in one click**. Powered by OpenAI

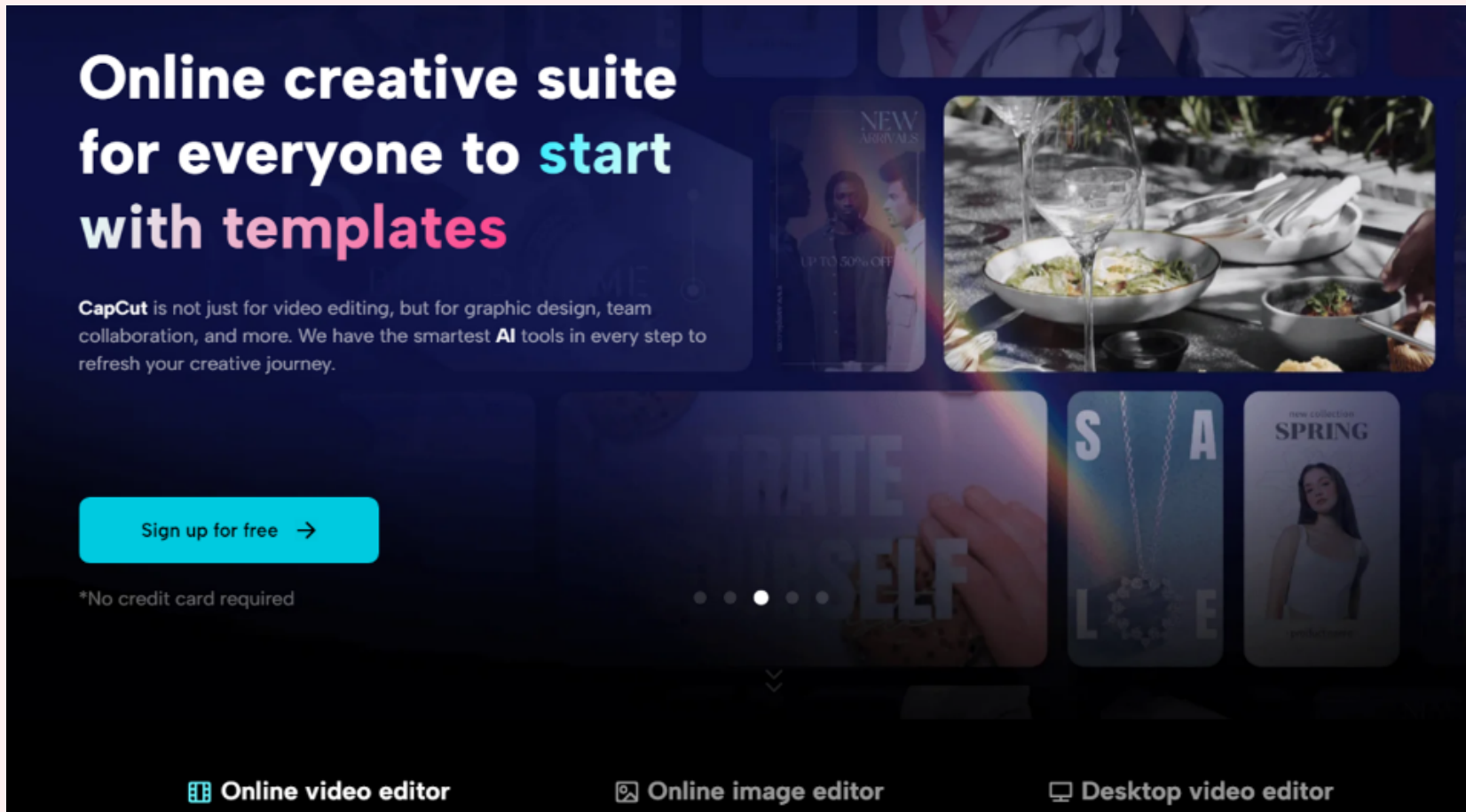
[Drop a YouTube link](#) [Get free clips](#) or [Upload file](#)

Auto Captions

The image shows a dark-themed advertisement for OpusClip. It features a large white text block on the left and a central graphic on the right. The graphic shows three video clips with auto-generated captions that say "IT TRULY IS AI MAGIC". The background of the graphic consists of colorful, overlapping circles in shades of pink, purple, and white.

Opus clip is a an AI tool that can turn 1 long form video into 10+ short clips. All you need to is simply upload a video or paste the link in Opus clip, and it will automatically find the clips that are most likely to go viral and add captions onto the clips.

#3) [Capcut](#)



Capcut is a free all-in-1 editing tool every new content creators needs to know.

They have plenty of animations, and AI features like camera tracking, removal of backgrounds, and unique transitions.

Use this editing tool to easily edit your video in just a few minutes

Step 5: Signing \$5000 Clients Through Content

After you start creating content using AI, you can turn those followers into clients that will pay you anywhere from \$1000 - \$5000.

We help coaches, consultants, solopreneurs and Aspiring Entrepreneurs get clients passively through A.I. Automation.

We use AI to build a personal brand for you to acquire clients with \$0 ad spend, without sending any cold emails, and build an audience of 5-30 thousand followers along the way, so you can scale to 5 & 6 figures fast.

Click below to join our free community to attend free sessions about consistent lead generation, high ticket client closing and other AI-powered Profitable business hacks using AI 📌

[📱 Click here to join free sessions that helps you automate your all revenue generation activities with AI](#)

[To Book A call with us, write us at team@coachopreneur.com](mailto:team@coachopreneur.com)