

THE COMPLETE GUIDE TO T-SHIRT PRINTING BUSINESS

BUSINESS OWNER



GET YOUR FREE GUIDE

Table of Contents



- Introduction 3
- Understanding the T-Shirt Printing Industry 4
- Choosing the Right Printing Techniques 5
- Selecting High-Quality Materials 6
- Designing Eye-Catching Graphics 7
- Marketing Your T-Shirt Brand 8
- Setting Up Your Printing Workspace 10
- Essential Equipment for T-Shirt Printing 13
- Understanding Color Theory for Printing 15
- Handling Orders and Inventory Management 17
- Printing Techniques: Screen Printing 19
- Printing Techniques: Direct-to-Garment (DTG) Printing 21
- Printing Techniques: Heat Transfer Printing 23
- Managing Finances and Budgeting 25
- Building an Online Presence for Your Brand 27
- Scaling Your T-Shirt Printing Business 29

INTRODUCTION

Welcome to "The Ultimate Guide to T-Shirt Printing Business"! Whether you're a seasoned entrepreneur or someone with a passion for creativity looking to start your own business, this comprehensive guide is tailored to provide you with everything you need to know about diving into the lucrative world of t-shirt printing. From understanding the industry landscape to mastering printing techniques, marketing strategies, and scaling your business, this book aims to equip you with the knowledge and tools necessary to thrive in the competitive market of custom apparel.

With the rise of e-commerce and the increasing demand for personalized products, the t-shirt printing industry offers a promising opportunity for aspiring business owners. However, navigating through the complexities of starting and managing a successful printing business can be overwhelming without the right guidance. That's where this guide comes in. Drawing from years of industry expertise and insider insights, each chapter is meticulously crafted to provide you with actionable advice, practical tips, and real-world examples that will empower you to turn your passion for printing into a profitable venture.

So, whether you're interested in launching a small-scale operation from your garage or aiming to establish a thriving online brand, this book will serve as your roadmap to success in the dynamic and ever-evolving world of t-shirt printing.



CHAPTER ONE

Understanding the T-Shirt Printing Industry

The t-shirt printing industry is a vibrant and ever-evolving sector within the broader apparel market. It encompasses a wide range of businesses, from small-scale boutique printers to large-scale production facilities. Understanding the dynamics of this industry is essential for anyone considering entering the market or looking to expand their existing printing business.

In this chapter, we'll explore the various facets of the t-shirt printing industry, including market trends, consumer preferences, and competitive landscape. We'll examine the factors driving the demand for custom-printed t-shirts, such as the rise of e-commerce platforms, the growing popularity of personalized fashion, and the influence of social media and pop culture.




CHAPTER TWO

Choosing the Right Printing Techniques

Selecting the appropriate printing technique is a critical decision that directly impacts the quality, cost, and versatility of your t-shirt printing operation. In this chapter, we'll provide an in-depth analysis of the various printing methods available, ranging from traditional screen printing to modern digital technologies.

We'll start by exploring the process of screen printing, which involves transferring ink onto a t-shirt through a mesh stencil. Screen printing is renowned for its durability and vibrant colors, making it a popular choice for high-volume production and designs with bold graphics.

Next, we'll delve into the world of digital printing, which includes techniques such as Direct-to-Garment (DTG) printing and dye-sublimation printing. DTG printing utilizes specialized inkjet printers to apply ink directly onto the fabric, allowing for intricate designs and photo-quality prints with minimal setup time. Dye-sublimation printing, on the other hand, involves transferring dye onto the fabric using heat, resulting in vivid, long-lasting colors and seamless designs.



CHAPTER THREE

Selecting High-Quality Materials



The quality of materials used in t-shirt printing is paramount to the final product's comfort, durability, and overall aesthetic appeal. In this chapter, we'll explore the importance of selecting high-quality materials for both the t-shirts themselves and the inks used in the printing process.

When it comes to choosing t-shirts, factors such as fabric type, weight, and construction play a significant role in determining the garment's quality and suitability for printing. Common fabric options include cotton, polyester, and blends, each with its own advantages and considerations. We'll discuss the characteristics of each fabric type, as well as factors such as breathability, moisture-wicking properties, and shrinkage resistance, to help you make informed decisions when sourcing t-shirts for your printing business.

In addition to selecting the right t-shirt blanks, it's crucial to choose high-quality printing inks that provide vibrant colors, excellent adhesion, and long-lasting durability. We'll explore the different types of inks commonly used in t-shirt printing, including plastisol, water-based, and discharge inks, discussing their unique properties, applications, and environmental considerations.

Furthermore, we'll address pre-treatment and post-treatment processes that may be necessary to ensure optimal print quality and durability, such as pre-treating garments for DTG printing or curing prints to set the ink and prevent fading or cracking over time.

By prioritizing the use of high-quality materials throughout the printing process, you can enhance the overall quality and value of your printed t-shirts, resulting in satisfied customers and repeat business.



CHAPTER FOUR

Designing Eye-Catching Graphics

Effective graphic design is essential for creating t-shirts that stand out from the crowd and resonate with your target audience. In this chapter, we'll delve into the principles of designing eye-catching graphics for t-shirt printing, covering everything from conceptualization and artwork creation to layout and color selection.

We'll start by discussing the importance of understanding your target market and identifying trends and preferences that resonate with your audience. Whether you're targeting a specific niche or catering to a broad audience, conducting market research and staying abreast of current design trends will help you create designs that appeal to your customers.

Next, we'll explore the elements of effective t-shirt design, including typography, imagery, and composition. We'll discuss techniques for creating visually engaging designs that communicate your brand message and resonate with your audience, whether you're aiming for a minimalist aesthetic or a bold, attention-grabbing style.

Additionally, we'll cover practical considerations for designing t-shirt graphics, such as file formats, resolution, and color separation techniques. Whether you're a seasoned graphic designer or a novice exploring design for the first time, you'll find valuable tips and techniques to help you create compelling t-shirt designs that captivate your audience and drive sales.



CHAPTER FIVE

Marketing Your T-Shirt Brand

Successfully marketing your t-shirt brand is essential for attracting customers, generating sales, and building brand awareness. In this chapter, we'll explore a variety of marketing strategies and tactics tailored specifically for the t-shirt printing industry.

We'll begin by discussing the importance of defining your brand identity and positioning in the market. Understanding what sets your brand apart from competitors and resonates with your target audience is crucial for crafting effective marketing messages and establishing a strong brand presence.

Next, we'll delve into digital marketing strategies, including leveraging social media platforms such as Instagram, Facebook, and Pinterest to showcase your t-shirt designs, engage with your audience, and drive traffic to your online store. We'll discuss best practices for content creation, community building, and influencer partnerships to maximize your brand's reach and impact on social media.





Additionally, we'll explore other online marketing channels, such as email marketing, search engine optimization (SEO), and pay-per-click (PPC) advertising, and how they can be used to attract and retain customers, drive conversions, and grow your t-shirt printing business.

Furthermore, we'll discuss offline marketing tactics, such as participating in trade shows, pop-up events, and community outreach initiatives, to expand your brand's presence beyond the digital realm and connect with customers in real life.

By developing a comprehensive marketing strategy that incorporates both online and offline channels, you'll be able to effectively promote your t-shirt brand, attract new customers, and foster long-term relationships that drive business growth and success.



CHAPTER SIX

Setting Up Your Printing Workspace

Creating a functional and efficient printing workspace is essential for optimizing production workflows, ensuring quality control, and maximizing productivity. In this chapter, we'll provide practical guidance on setting up your printing studio or workspace, whether you're operating from a small home-based setup or a dedicated commercial facility.

We'll start by discussing space planning and layout optimization, including considerations such as workflow efficiency, equipment placement, and ergonomics. Whether you have limited space available or ample room to work with, designing a layout that minimizes unnecessary movement and maximizes accessibility to essential tools and supplies will help streamline your printing operations.

Next, we'll explore equipment and machinery requirements for different printing techniques, from screen printing presses and heat press machines to digital printers and curing units. We'll discuss factors to consider when selecting equipment, such as production capacity, print quality, and budget constraints, as well as maintenance and safety considerations to ensure smooth and safe operation.



Additionally, we'll address workspace organization and storage solutions for materials, supplies, and finished products, as well as considerations for environmental factors such as lighting, ventilation, and temperature control to create a comfortable and conducive working environment for you and your team.



By carefully planning and setting up your printing workspace, you'll be able to optimize your production processes, minimize downtime, and deliver high-quality printed t-shirts efficiently and consistently to meet customer demand.

Additionally, we'll explore digital printing equipment, including direct-to-garment (DTG) printers and dye-sublimation printers. DTG printers use inkjet technology to print designs directly onto garments, offering high-resolution prints with vibrant colors and intricate details. Dye-sublimation printers, on the other hand, use heat to transfer dye onto specially coated transfer paper, which is then heat-pressed onto the garment, resulting in vibrant, long-lasting prints on polyester fabrics.

We'll also discuss ancillary equipment and tools, such as exposure units for screen printing, pretreatment machines for DTG printing, and curing units for heat-set ink, as well as consumables such as screens, squeegees, inks, and substrates.



By understanding the capabilities and limitations of different printing equipment, you'll be able to make informed decisions when purchasing equipment for your t-shirt printing business, ensuring that you have the right tools to meet your production needs and deliver high-quality prints consistently to your customers.

CHAPTER SEVEN

Essential Equipment for T-Shirt Printing

Investing in the right equipment is crucial for the success and efficiency of your t-shirt printing business. In this chapter, we'll delve into the essential tools and machinery required for various printing techniques, ensuring that you have everything you need to produce high-quality prints consistently.

Firstly, we'll discuss screen printing equipment, including manual and automatic screen printing presses, exposure units, and drying racks. Whether you're starting small with a manual press or scaling up to an automatic setup, we'll explore the features and capabilities of each type of press, as well as considerations such as print size, registration accuracy, and production speed.

Next, we'll cover heat press machines, which are essential for applying heat and pressure to transfer designs onto garments using heat transfer vinyl, sublimation transfers, or other transfer materials. We'll discuss different types of heat presses, such as clamshell, swing-away, and multi-function presses, and their suitability for various applications and production volumes.



Additionally, we'll explore digital printing equipment, including direct-to-garment (DTG) printers and dye-sublimation printers. DTG printers use inkjet technology to print designs directly onto garments, offering high-resolution prints with vibrant colors and intricate details. Dye-sublimation printers, on the other hand, use heat to transfer dye onto specially coated transfer paper, which is then heat-pressed onto the garment, resulting in vibrant, long-lasting prints on polyester fabrics.

We'll also discuss ancillary equipment and tools, such as exposure units for screen printing, pretreatment machines for DTG printing, and curing units for heat-set ink, as well as consumables such as screens, squeegees, inks, and substrates.

By understanding the capabilities and limitations of different printing equipment, you'll be able to make informed decisions when purchasing equipment for your t-shirt printing business, ensuring that you have the right tools to meet your production needs and deliver high-quality prints consistently to your customers.



CHAPTER EIGHT

Understanding Color Theory for Printing

Color is a critical element of t-shirt design and printing, influencing the visual impact and perceived quality of your prints. In this chapter, we'll explore the principles of color theory and how they apply to t-shirt printing, helping you create prints that are visually appealing and effective in conveying your brand message.

We'll start by discussing the basics of color theory, including the color wheel, primary, secondary, and tertiary colors, and concepts such as hue, saturation, and brightness. Understanding these fundamental principles will enable you to make informed decisions when selecting colors for your t-shirt designs and ensure that your prints achieve the desired aesthetic effect.



Next, we'll explore color psychology and its implications for t-shirt design and branding. We'll discuss how different colors evoke emotions and associations, and how you can use color strategically to communicate your brand identity, evoke a specific mood or emotion, and resonate with your target audience.

Additionally, we'll address considerations for color matching and consistency in t-shirt printing, including techniques such as spot color printing, process color printing, and color management tools such as Pantone Matching System (PMS) and color calibration devices. Ensuring accurate color reproduction across different printing techniques and substrates is essential for maintaining brand integrity and meeting customer expectations.

By mastering the principles of color theory and applying them effectively to your t-shirt designs, you'll be able to create prints that not only look visually stunning but also communicate your brand message effectively and resonate with your target audience.



CHAPTER NINE

Handling Orders and Inventory Management

Efficient order processing and inventory management are essential aspects of running a successful t-shirt printing business. In this chapter, we'll explore strategies and best practices for managing orders and inventory effectively, ensuring that you can fulfill customer requests promptly and maintain optimal stock levels.

We'll start by discussing order management systems and workflows, including order processing, fulfillment, and tracking. Implementing a streamlined order management process is crucial for handling incoming orders efficiently, prioritizing urgent requests, and maintaining clear communication with customers throughout the fulfillment process.



Next, we'll delve into inventory management techniques, including inventory tracking, stock replenishment, and forecasting. Maintaining accurate inventory records and monitoring stock levels in real-time will help you identify trends, anticipate demand fluctuations, and prevent stockouts or overstock situations.

Additionally, we'll discuss strategies for optimizing inventory turnover and minimizing carrying costs, such as just-in-time (JIT) inventory management, vendor-managed inventory (VMI), and safety stock planning. By aligning your inventory management practices with your production capabilities and customer demand patterns, you'll be able to maximize efficiency and profitability while minimizing waste and excess inventory.

Furthermore, we'll explore software solutions and tools for order and inventory management, such as customer relationship management (CRM) systems, inventory management software, and e-commerce platforms with built-in order management functionality. Leveraging technology to automate routine tasks and streamline processes will help you save time, reduce errors, and improve overall efficiency in managing your t-shirt printing business.

By implementing effective order and inventory management practices, you'll be better equipped to handle customer orders efficiently, minimize stockouts and overstock situations, and ensure smooth operations in your t-shirt printing business.



CHAPTER TEN

Printing Techniques: Screen Printing

Screen printing is a versatile and widely used technique for producing high-quality prints on t-shirts and other apparel items. In this chapter, we'll provide a comprehensive overview of the screen printing process, from preparing screens and mixing inks to printing and curing.

We'll start by discussing the materials and equipment needed for screen printing, including screens, squeegees, inks, and curing equipment. We'll explore different types of screens and mesh counts, as well as considerations for selecting the right ink and substrate for your prints.

Next, we'll delve into the steps involved in the screen printing process, including screen preparation, stencil creation, ink mixing, and printing. We'll discuss techniques for achieving consistent print quality, such as proper screen alignment, ink coverage, and print registration.



Additionally, we'll address common issues and challenges in screen printing, such as ink bleeding, screen clogging, and registration errors, and provide tips and troubleshooting strategies to overcome these obstacles.



By mastering the screen printing process, you'll be able to produce high-quality prints with vibrant colors and crisp details, setting your t-shirt printing business apart from the competition and delighting your customers with stunning custom apparel.

CHAPTER ELEVEN

Printing Techniques: Direct- to-Garment (DTG) Printing

Direct-to-Garment (DTG) printing has emerged as a popular and innovative printing technique that offers unparalleled versatility and print quality. In this chapter, we'll delve into the intricacies of the DTG printing process, from pre-treatment to printing and post-treatment.

We'll start by discussing the pre-treatment process, which involves applying a special solution to the garment to prepare the surface for printing. Proper pre-treatment is essential for ensuring optimal ink adhesion and print quality, particularly on dark or colored fabrics. We'll explore different pre-treatment methods and equipment, as well as techniques for achieving consistent results.



Next, we'll delve into the printing process itself, which utilizes specialized inkjet printers to apply water-based inks directly onto the fabric. We'll discuss considerations such as print resolution, color management, and ink curing, as well as techniques for achieving vibrant colors and intricate details in DTG prints



Additionally, we'll address post-treatment processes such as curing and finishing, which are necessary to ensure the durability and wash-fastness of DTG prints. We'll explore different curing methods, including heat press curing and conveyor dryers, as well as techniques for post-treatment finishing, such as steam curing and fabric softening.

By mastering the DTG printing process, you'll be able to produce high-quality prints with vibrant colors, crisp details, and excellent wash-fastness, satisfying even the most discerning customers with your custom apparel offerings.

CHAPTER TWELVE

Printing Techniques: Heat Transfer Printing

Heat transfer printing is a versatile and cost-effective method for producing custom prints on t-shirts and other garments. In this chapter, we'll explore the heat transfer printing process, including sublimation printing, vinyl heat transfers, and other heat transfer methods.

We'll start by discussing sublimation printing, which involves transferring dye onto the garment using heat and pressure. Sublimation printing offers vibrant, long-lasting prints with excellent color retention and durability, particularly on polyester fabrics. We'll explore the sublimation process, including printing, heat pressing, and finishing, as well as considerations for substrate selection and print quality.



Next, we'll delve into vinyl heat transfers, which involve cutting designs from vinyl sheets and heat pressing them onto the garment. Vinyl heat transfers offer versatility and durability, making them ideal for producing single-color designs, text, and logos. We'll discuss different types of vinyl, cutting techniques, and heat transfer methods, as well as considerations for design complexity and substrate compatibility.

Additionally, we'll explore other heat transfer methods, such as plastisol transfers and laser transfers, and discuss their applications, advantages, and limitations. Whether you're producing custom t-shirts for personal use, events, or promotional purposes, heat transfer printing offers a flexible and cost-effective solution for achieving professional-quality prints with minimal setup time and investment.

By mastering heat transfer printing techniques, you'll be able to expand your printing capabilities, offer a wider range of custom apparel options to your customers, and capitalize on new business opportunities in the competitive t-shirt printing market.



CHAPTER THIRTEEN

Managing Finances and Budgeting

Sound financial management is crucial for the success and sustainability of your t-shirt printing business. In this chapter, we'll explore strategies and best practices for managing finances, budgeting, and financial planning to ensure the long-term viability and profitability of your operation.

We'll start by discussing the importance of establishing a solid financial foundation for your business, including setting clear financial goals, creating a detailed budget, and monitoring key financial metrics. By understanding your revenue streams, expenses, and cash flow patterns, you'll be better equipped to make informed decisions and allocate resources effectively to support your business objectives.

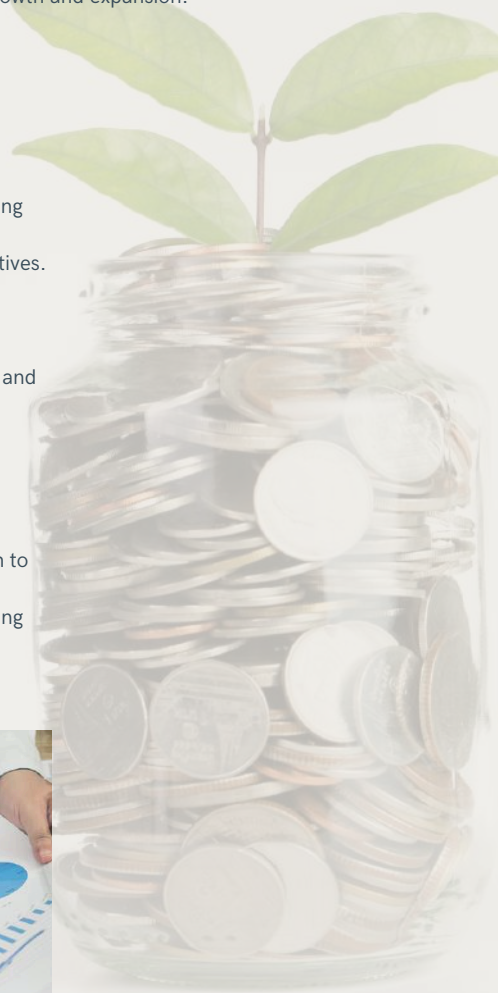
Next, we'll delve into budgeting techniques and strategies for controlling costs, optimizing spending, and maximizing profitability. We'll explore different budgeting approaches, such as zero-based budgeting, incremental budgeting, and activity-based budgeting, and discuss how to adapt these methods to the unique needs and circumstances of your t-shirt printing business.



Additionally, we'll address financial planning and forecasting, including techniques for projecting revenue, expenses, and cash flow trends over time. By developing accurate financial forecasts and contingency plans, you'll be better prepared to navigate unforeseen challenges and capitalize on opportunities for growth and expansion.

Furthermore, we'll discuss strategies for managing debt, securing financing, and optimizing capital structure to support your business growth objectives. Whether you're bootstrapping your startup or seeking external funding to fuel expansion, understanding the intricacies of debt and equity financing will help you make informed decisions and minimize financial risk.

By implementing sound financial management practices and maintaining a disciplined approach to budgeting and planning, you'll be able to build a strong financial foundation for your t-shirt printing business, ensuring its long-term success and sustainability in the competitive marketplace.




CHAPTER FOURTEEN

Building an Online Presence for Your Brand

Establishing a strong online presence is essential for reaching a wider audience, expanding your customer base, and growing your t-shirt printing business. In this chapter, we'll explore strategies and best practices for building and optimizing your online presence, from creating a professional website to leveraging social media platforms and digital marketing channels.

We'll start by discussing the importance of having a professional and user-friendly website that showcases your t-shirt designs, brand story, and product offerings. We'll explore best practices for website design and optimization, including mobile responsiveness, search engine optimization (SEO), and conversion optimization techniques, to ensure that your website attracts and engages visitors effectively.

Next, we'll delve into the world of social media marketing, including platforms such as Instagram, Facebook, Twitter, and Pinterest. We'll discuss strategies for creating compelling content, building a loyal following, and driving traffic to your website through social media engagement, influencer partnerships, and targeted advertising campaigns.



Additionally, we'll explore other digital marketing channels, such as email marketing, content marketing, and search engine marketing (SEM), and discuss how to leverage these channels to expand your reach, generate leads, and increase sales for your t-shirt printing business.

Furthermore, we'll discuss strategies for measuring and analyzing the performance of your online marketing efforts, including key performance indicators (KPIs), analytics tools, and conversion tracking techniques. By monitoring and optimizing your online marketing campaigns, you'll be able to identify opportunities for improvement and maximize the return on investment (ROI) of your digital marketing efforts.

By building a strong online presence and leveraging digital marketing channels effectively, you'll be able to reach more customers, increase brand visibility, and grow your t-shirt printing business in the competitive online marketplace.



brand

CHAPTER FIFTEEN

Scaling Your T-Shirt Printing Business

Scaling your t-shirt printing business is an exciting but challenging endeavor that requires careful planning, strategic decision-making, and a commitment to continuous improvement. In this chapter, we'll explore strategies and best practices for scaling your operation, expanding your customer base, and increasing your market share in the competitive t-shirt printing industry.

We'll start by discussing the importance of scalability in your business model, including the ability to accommodate growth in production volume, customer demand, and market reach. We'll explore different approaches to scaling your operation, such as increasing production capacity, expanding product offerings, and entering new markets, and discuss the benefits and challenges associated with each strategy.

Next, we'll delve into considerations for optimizing your production processes and workflows to support increased output and efficiency. We'll explore techniques for streamlining production, reducing lead times, and minimizing waste, as well as strategies for leveraging automation and technology to enhance productivity and scalability.



Additionally, we'll discuss strategies for expanding your customer base and increasing market penetration, including targeting new customer segments, entering new geographic markets, and diversifying your product offerings. We'll explore techniques for market research, customer acquisition, and brand positioning to help you identify growth opportunities and capitalize on emerging trends in the t-shirt printing industry.



Furthermore, we'll address considerations for organizational structure, talent acquisition, and workforce development to support business growth and expansion. Whether you're hiring additional staff, outsourcing certain functions, or investing in employee training and development, building a skilled and motivated team is essential for scaling your t-shirt printing business effectively.



By implementing strategic growth initiatives and leveraging opportunities for expansion, you'll be able to scale your t-shirt printing business successfully, increase market share, and achieve your long-term business objectives. With careful planning, disciplined execution, and a focus on continuous improvement, the sky's the limit for your t-shirt printing business's growth and success.



*Keep it simple. Do
more of what you love.*

Conclusion

In "The Ultimate T-Shirt Printing Business Guide," we've covered a comprehensive range of topics essential for success in the dynamic world of custom apparel. From understanding the t-shirt printing industry landscape to mastering printing techniques, managing finances, and scaling your business, this guide provides valuable insights, practical tips, and actionable strategies to help you navigate the challenges and opportunities of running a t-shirt printing business.

By prioritizing quality materials, effective design, strategic marketing, efficient operations, and sound financial management, you'll be well-equipped to create high-quality custom apparel, attract customers, drive sales, and build a successful and sustainable t-shirt printing business.

Remember, success in the t-shirt printing industry requires dedication, creativity, and a commitment to continuous learning and improvement. Whether you're just starting out or looking to take your existing business to the next level, the knowledge and strategies outlined in this guide will empower you to achieve your entrepreneurial aspirations and thrive in the competitive marketplace.

Armed with the insights and expertise gained from "The Ultimate T-Shirt Printing Business Guide," you're ready to embark on your journey as a successful t-shirt printing entrepreneur. Here's to your success, innovation, and creativity in the exciting world of custom apparel. Happy printing!

