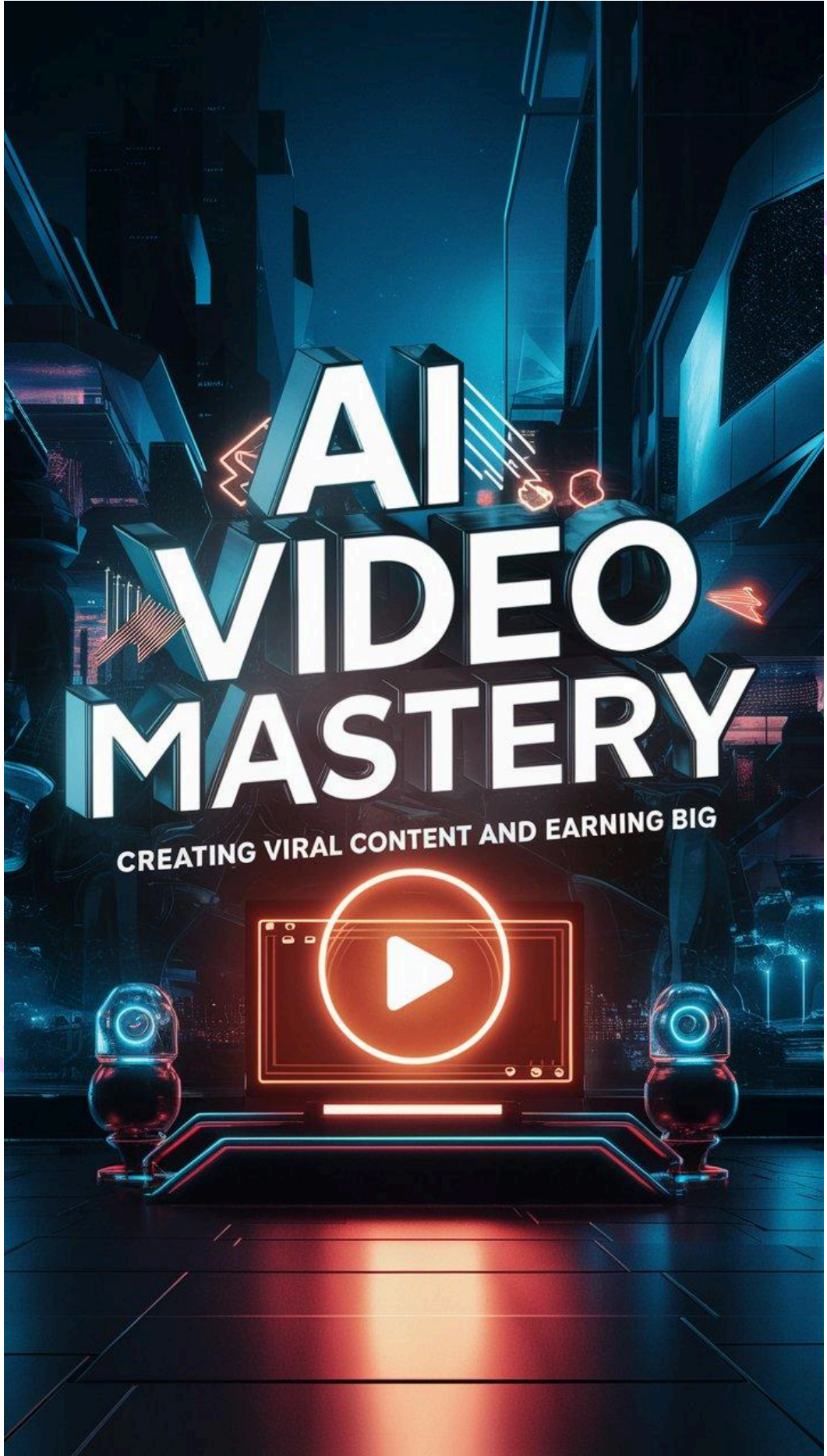



# AI VIDEO MASTERY

CREATING VIRAL CONTENT AND EARNING BIG



# AI Video Mastery: Creating Viral Content and Earning Big

## Chapter 1: Understanding the Power of AI in Video Creation



Design by Freepik

### 1.1 Why AI is Transforming Video Content

The advent of artificial intelligence (AI) has revolutionized video content creation, offering capabilities that were once deemed impossible or prohibitively expensive. Here's how AI is reshaping the landscape:

- **Instant Video Creation with Unmatched Realism:** AI-powered tools like Revio generate videos that feature hyper-realistic movements, emotions, and lip-sync. This allows creators to produce professional-grade videos in minutes, saving time and resources.
- **Eliminating the Need for Expensive Equipment, Studios, or Actors:** Traditional video production demands costly setups, professional actors, and editing teams. AI eliminates these barriers, making video creation accessible to anyone with an internet connection.
- **Multilingual Video Generation for Global Reach:** With the ability to create videos in any language, AI tools break down language barriers. This feature empowers creators to target diverse audiences, tapping into international markets effortlessly.

The combination of these factors enables content creators, marketers, and businesses to produce compelling videos at a fraction of the traditional cost and time.

## 1.2 Meet Revio: The Game-Changer



Revio stands out as a revolutionary AI video creation platform that has democratized access to high-quality video production. Here's what makes Revio a game-changer:

- **Generate Videos Featuring Any Celebrity, Character, or Personal Photo:** Imagine transforming a static image of a celebrity, historical figure, or even yourself into a

dynamic, talking video with perfect lip-sync and emotions. Revio makes this possible with just a few clicks.

- **Cloud Rendering for Seamless Performance:** Forget about downloading heavy software or needing high-end hardware. Revio's cloud-based rendering ensures smooth operations on any device, making video creation hassle-free.
- **Free Commercial License for Monetization:** Revio's commercial license enables users to sell their AI-generated videos or offer video creation services on platforms like Fiverr, Upwork, or LinkedIn. This opens up avenues for generating substantial income.

With these features, Revio empowers users to create professional-grade videos for personal, business, or commercial use, all without prior experience or technical skills.

## Chapter 2: Getting Started with Revio

### 2.1 Setting Up Your Account

Getting started with Revio is as simple as following these steps:

1. **Visit the [Official Revio Website](#)**
  - Navigate to the Revio homepage using your browser. Locate the "Sign Up" button prominently displayed on the landing page.
2. **Create Your Account**
  - Fill in your details, including name, email address, and a secure password. You'll receive a confirmation email to verify your account.
3. **Access the Dashboard**
  - Once logged in, you'll be greeted by Revio's intuitive dashboard. This interface is designed for ease of use, even if you have no prior experience with video creation tools.

### Overview of Available Tools and Templates

- **Upload Tools:** Add personal photos, short video clips, or other media files directly into the platform.

- **Done-For-You (DFY) Templates:** Pre-designed templates tailored to various niches, including business, entertainment, and social media.
  - **Customization Panel:** Add text overlays, voiceovers, and background music seamlessly.
  - **Export Options:** Download your final video in Full HD without watermarks.
- 

## 2.2 Uploading and Customizing Content

Revio makes it easy to bring your ideas to life with its flexible upload and customization options:

### 1. Uploading Content

- Navigate to the "Upload" section on the dashboard.
- Choose between uploading a photo, a 5-second video clip, or selecting a DFY template.

### 2. Customizing Your Video

- **Text Overlays:** Add captions, titles, or promotional messages. Customize the font, size, and color to align with your branding.
- **Voiceovers:** Input any text, select a voice clone, and let Revio bring it to life with human-like lip-sync and emotions.
- **Movement Settings:** Use the intuitive slider to adjust the avatar's gestures and expressions.

### 3. Real-Time Preview

- View your changes instantly before finalizing your video. This ensures every detail is perfect before exporting.
- 

## 2.3 Language Options and Localization

One of Revio's standout features is its ability to create videos in multiple languages, breaking barriers and broadening your audience reach:

### 1. Selecting a Language

- After uploading your content, navigate to the "Language Settings" section.

- Choose from an extensive list of languages, from English to Mandarin.

## 2. Localization for Global Audiences

- Adapt your message to resonate with different cultural contexts. For instance:
  - Use Spanish for targeting Latin American markets.
  - Choose Arabic for campaigns in the Middle East.

## 3. Practical Applications

- **Business:** Create localized ads for international markets.
- **Education:** Develop multilingual training materials.
- **Entertainment:** Generate content that appeals to diverse audiences.
- By leveraging Revio's language capabilities, you can connect with millions of potential viewers worldwide, ensuring your message transcends borders and languages.

**No Monthly Fees. No Hidden Costs. Just Pure Awesomeness.**

[CheckOut Revio Here](#)

# Chapter 3: Creating Viral Content with Revio



## 3.1 Types of Videos You Can Create

Revio opens up endless possibilities for video creation, including:

- **Promotional Videos:** Perfect for showcasing products, services, or businesses.
- **Social Media Content:** Generate memes, relatable clips, or trending videos to capture audience attention.
- **Entertainment:** Create humorous or dramatic content featuring famous personalities or fictional characters.
- **Educational Videos:** Transform dull lectures into engaging content with lip-sync and animations.



## 3.2 Tips for Going Viral

Maximizing the reach of your videos requires strategy and creativity. Here are some tips:

- **Focus on Trends:** Use current events, popular memes, or cultural moments as inspiration.
- **Short and Engaging:** Keep videos concise, especially for platforms like TikTok and Instagram Reels.
- **Optimize for Algorithms:** Include relevant keywords, hashtags, and captions to improve discoverability.
- **Leverage Emotional Appeal:** Videos that evoke strong emotions, whether humor, nostalgia, or inspiration, tend to perform better.



### 3.3 Case Studies: Success Stories

**Case Study 1:** A small business used Revio to create a promotional video featuring a well-known celebrity clone endorsing their product. The video went viral, resulting in a 300% increase in sales within a week.

**Case Study 2:** A content creator generated humorous lip-sync videos of fictional characters and gained 1 million TikTok followers in just three months. They monetized their account through brand partnerships and affiliate links.

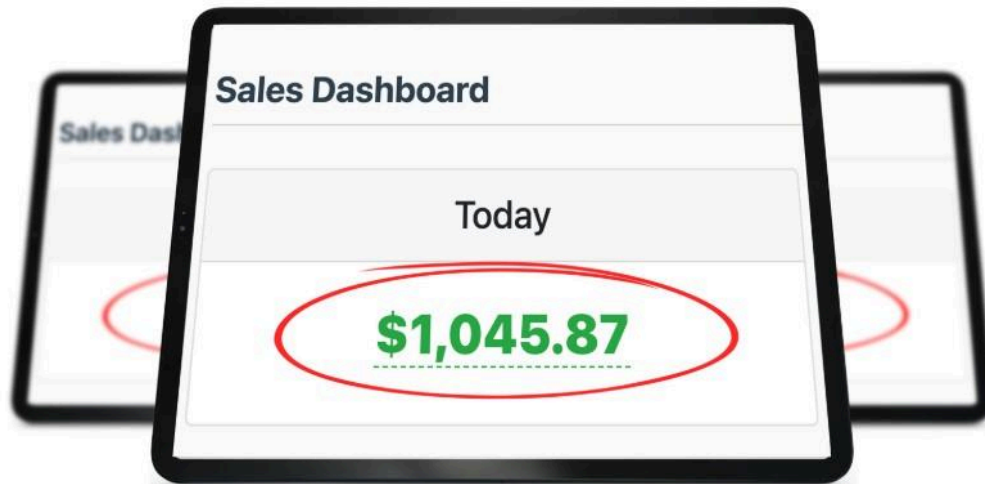
**Case Study 3:** A freelancer offered AI video creation services on Fiverr and earned over \$10,000 in two months by creating multilingual promotional videos for global clients.

---



# Chapter 4: Monetizing Your AI Video Studio

**This Resulted In Yet Another Income Stream With Revio,  
Which Makes Us Money Like This, Daily...**



## 4.1 Offering Video Creation as a Service

One of the fastest ways to start earning with Revio is by offering video creation services. The platform's intuitive dashboard and powerful AI capabilities make it easy to produce professional-quality videos that clients are willing to pay top dollar for.

- **Positioning Yourself as an AI Video Creator:**
  - Create a strong portfolio showcasing the range of videos you can produce. Use Revio's templates and examples to highlight your versatility.
  - Optimize your profiles on platforms like Fiverr, Upwork, and LinkedIn. Use keywords like "AI video creation," "hyper-realistic videos," and "celebrity video ads" to attract clients.

- Leverage social proof by collecting testimonials from early clients.
- **Setting Pricing Strategies:**
  - Start with competitive pricing to build your client base, but don't undervalue your work. The quality of Revio videos allows you to charge premium rates.
  - Once established, aim for pricing tiers such as:
    - Basic video: \$500
    - Advanced video with custom scripts and voice cloning: \$997 or more
    - Bulk packages for businesses: \$5,000+

## 4.2 Selling Viral Content

Creating viral content is another lucrative avenue. With Revio, you can generate engaging and shareable videos that attract massive online audiences.

- **Building Theme Pages:**
  - Start niche-specific Instagram, TikTok, or YouTube pages. Examples include celebrity impersonation, motivational content, or niche humor.
  - Post consistently using trending hashtags and engaging captions.
  - Use viral videos to drive traffic to affiliate links, product pages, or sponsored posts.
- **Monetizing Viral Content:**
  - Partner with brands for paid promotions. For example, a brand might pay you to use a video of a celebrity-like avatar endorsing their product.
  - Earn through ad revenue on platforms like YouTube.
  - Sell exclusive content or offer subscriptions to fans via Patreon or similar platforms.

### 4.3 Partnering with Businesses

Revio's commercial license opens doors to collaborate with businesses of all sizes. Local businesses, e-commerce brands, and marketing agencies are always in need of eye-catching video content.

- **Creating Localized Ads:**
  - Offer businesses multilingual promotional videos tailored to their local audiences.
  - Use Revio to create culturally relevant content that resonates with specific demographics.
- **Selling Videos Legally:**
  - Thanks to Revio's commercial license, you can legally resell videos without any concerns about copyright or usage restrictions.

Approach businesses with a package deal—for example, \$3,000 for a set of five videos promoting their products or services.

**Go Viral Every Time!**

**[CheckOut Revio Here](#)**

# Chapter 5: Advanced Tips for Maximizing Results

## 5.1 Enhancing Video Quality

High-quality videos attract more views and engagement. Follow these tips to enhance your output:

- **Leverage Upscaling Features:** Use Revio's video upscaling tools to ensure every video is exported in Full HD quality.
- **Add Subtitles and Thumbnails:** Subtitles increase accessibility, while engaging thumbnails can significantly boost click-through rates.
- **Professional Editing:** While Revio handles most of the work, use editing software for final touches like color correction and sound balancing.

## 5.2 Automating Your Workflow

Efficiency is key to scaling your efforts. Here's how to save time:

- **Reusable Templates:** Create a library of templates for recurring projects. For example, have separate templates for ads, memes, or promotional content.
- **Batch Processing:** Generate multiple videos at once to meet deadlines and maximize productivity.

## 5.3 Staying Ahead of Trends

Stay relevant by keeping up with the latest trends:

- **Content Refresh:** Regularly update your content to reflect trending topics, memes, or cultural moments.
- **Analytics:** Use social media analytics to identify what resonates most with your audience and double down on similar content.

# Chapter 6: Scaling Your AI Video Business to New Heights

## 6.1 Building a Team for Expansion

- **Hiring Freelancers:** As demand grows, bring on freelance editors, marketers, and AI specialists to handle specific tasks.
- **Training Your Team:** Ensure your team understands how to use Revio effectively and adhere to your brand's style and standards.
- **Delegating Tasks:** Focus on business strategy and client relationships while delegating production and operational tasks to your team.

## 6.2 Diversifying Your Revenue Streams

- **Custom AI Avatars:** Offer clients personalized avatars that represent their brand or persona, adding a unique selling point.
- **AI Video Courses:** Create online courses teaching others how to use Revio effectively and monetize their skills.
- **Merchandising:** Use AI-generated videos to promote physical or digital products, expanding your income sources.

## 6.3 Building a Strong Online Presence

- **Social Media Marketing:** Consistently post your videos on platforms like YouTube, TikTok, and Instagram to build your audience.
- **Engaging Content:** Mix promotional content with educational or entertaining videos to keep your audience engaged.
- **Community Interaction:** Respond to comments, host Q&A sessions, and build a loyal community around your brand.

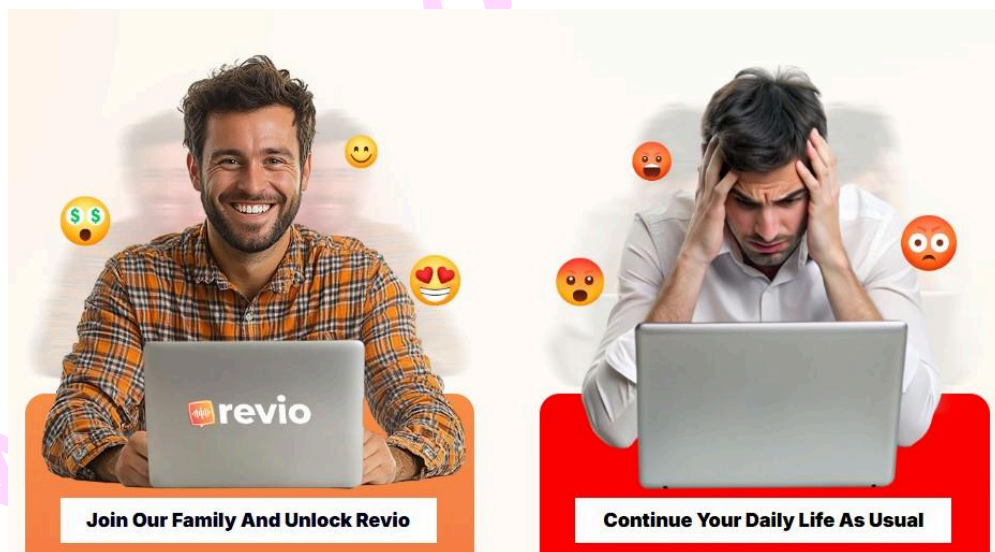
## 6.4 Staying Innovative

- **Exploring New AI Features:** Stay updated with Revio's latest developments and integrate them into your offerings.
- **Experimenting with Formats:** Test different video formats, such as animated explainer videos, live-action integrations, or AR-enhanced visuals.
- **Collaborating with Influencers:** Partner with social media influencers to expand your reach and attract new audiences.

You Either LOVE It Or You Get Your Money Back

[CheckOut Revio Here](#)

Right Now, You Have **2**  
**Options** Ahead Of You...



[Yes I Want to Join!](#)

# Chapter 7: Taking the Leap – Your Roadmap to Success

## 7.1 Setting Your Goals

The first step to success with Revio is clarity on your objectives. Decide whether your focus will be:

- **Personal Branding:** Use Revio to create engaging content that showcases your expertise, products, or services.
- **Service Offering:** Establish yourself as an AI video creator by offering video creation services on platforms like Fiverr, Upwork, or LinkedIn.
- **Viral Content Creation:** Build social media theme pages or channels with entertaining and shareable videos to attract followers and monetize through ads or sponsorships.

Create a plan with specific milestones. For instance:

- Week 1: Learn the basics of Revio and create your first videos.
- Week 2: Start uploading your content to social media platforms or freelance websites.
- Week 3: Engage with potential clients or audiences to get feedback and refine your offerings.
- Week 4: Analyze your progress and identify areas for improvement.

## 7.2 Your First 30 Days with Revio

Here's a detailed day-by-day plan to help you get started:

### Week 1: Master the Basics

- Day 1: Set up your Revio account and explore its dashboard.
- Day 2: Watch tutorials and experiment with DFY templates.
- Day 3: Upload your first image or short clip and create a test video.
- Day 4: Customize videos with text overlays, voiceovers, and movement settings.
- Day 5: Export videos in HD and share them on your personal platforms for initial feedback.
- Day 6-7: Reflect on your creations and brainstorm content ideas for Week 2.

## Week 2: Create and Share Content

- Day 8: Choose a niche (e.g., memes, business promotions) and create targeted videos.
- Day 9: Publish your first videos on platforms like Instagram, TikTok, or YouTube.
- Day 10-11: Engage with your audience by responding to comments and DMs.
- Day 12: Reach out to small businesses offering to create promotional videos.
- Day 13-14: Analyze the performance of your videos and identify trending topics.

## Week 3: Monetization and Networking

- Day 15: List your services on freelance platforms like Fiverr or Upwork.
- Day 16-17: Pitch your services to potential clients via email or social media.
- Day 18: Start offering packages, such as 3 videos for \$997.
- Day 19-20: Create testimonials or case studies from your initial clients.

## Week 4: Scaling Up

- Day 21: Develop templates to streamline your video creation process.
- Day 22-23: Collaborate with influencers or other creators to expand your reach.
- Day 24-25: Invest in paid ads to promote your services or content.
- Day 26-27: Build a simple website to showcase your portfolio.
- Day 28-30: Reflect on your progress, celebrate your wins, and set goals for the next 30 days.

## 7.3 Scaling Your Efforts

Once you've gained traction, it's time to scale:

- **Outsourcing:** Hire virtual assistants or junior creators to handle repetitive tasks like editing or uploading.
- **Expanding Your AI Studio:** Invest in premium tools or software to complement Revio's capabilities.
- **Using Social Proof:** Showcase your best-performing videos and client testimonials to attract bigger clients.
- **Building a Brand:** Create a cohesive online presence across platforms, emphasizing your expertise in AI video creation.

Leverage analytics to understand what content resonates most with your audience. Double down on your strengths while continuously experimenting with new formats and ideas.

---



## Conclusion: The Future of Video Creation is Here

Revio has revolutionized the way we create and consume video content. With its user-friendly tools, multilingual capabilities, and stunning hyper-realistic outputs, you can unlock unlimited opportunities to earn, engage, and inspire. Whether you're a beginner or a seasoned entrepreneur, this tool will transform your approach to video creation and help you build a profitable venture.

So, what are you waiting for? Dive into the world of AI-powered video creation and witness your success unfold, one hyper-realistic video at a time.

---

Ready to start your journey? [Click here](#) to get Revio now and turn your creative dreams into reality!



[Start Your Trial Here...](#)

**30 Days Money Back Guarantee**

There is zero risk for you...

You get to try Revio for 30 days and if for any reason you don't think it's not worth its weight in gold...

Just send us a message, and we will process your refund.

[www.sandeepsah.com](http://www.sandeepsah.com)